

BALANCE SHEET AS AT 31-03-2022					
Liabilities	Annex. No	Amount Rs.	Assets	Annex. No	Amount Rs.
Loans / Funds from society Add: During the year Excess of Income over Expenditure		28,51,09,010 (2,35,12,673)	NON CURRENT ASSETS: Fixed Assets	V	25,58,72,949
			Capital Work in Progress		1,36,590
LOANS & ADVANCES			CURRENT ASSETS:		
Secured Loans			Advances & Deposits	VI	2,14,48,130
Term loans from banks	I	24,55,750	Sundry Debtors	VII	8,43,85,877
Working capital loan	II	17,28,786	Cash & Bank Balances	VIII	9,95,531
CURRENT LIABILITIES:					
Sundry Creditors	III	1,19,50,073			
Current Liabilities & Provisions	IV	8,51,08,130			
		36,28,39,077			36,28,39,077

As per our Report of even date:

For VENKATSRINIVAS & CO.
CHARTERED ACCOUNTANTS

A. Satyadev
(CA A SATYADEV)
PARTNER
M.No. 241641



For ANIL NEERUKONDA INSTITUTE OF TECHNOLOGY & SCIENCES

D J BHARAT REDDY
GENERAL SECRETARY

Place: Visakhapatnam

Date : 30.09.2022

INCOME & EXPENDITURE ACCOUNT FOR THE YEAR ENDED 31-03-2022

Expenditure	Amount Rs.	Income	Amount Rs.
To Salaries & allowances	21,47,87,299	By Tuition Fee & Academic Fee	31,28,05,425
To Utilities	2,81,34,224	By Other Income	13,25,631
To Scholarships	5,000		
To Repairs & Maintenance	1,23,35,468		
To Taxes	80,80,212		
To University,Regulators Affiliation fee	1,70,36,691		
To Transportation	53,11,447		
To Expenditure on Admissions	14,77,621		
To Printing & Stationery	7,17,629		
To Insurance Charges	24,63,221		
To Professional Charges	18,74,471		
To Expenditure on Library	18,04,367		
To Expenditure on Student Activities	21,90,696		
To Expenditure on Welfare	9,83,566		
To Expenditure on Staff Development Activities	14,08,242		
To Functions & Festivals	22,61,405		
To Training & Placements	65,123		
To Expenditure on Academic Activities	6,05,710		
To Expenditure on Staff Recruitment	8,27,288		
To Financial Cost	14,47,166		
To Depreciation	3,38,26,882		
To Excess of Income over Expenditure Transfer to Reserve Fund A/c	(2,35,12,673)		
	31,41,31,056		31,41,31,056

As per our Report of even date:

For VENKATSRINIVAS & CO
CHARTERED ACCOUNTANTS


(CA A SATYADEVI)
PARTNER
M.No. 241641



Place: Visakhapatnam

Date : 30,09.2022

For ANIL NEERUKONDA INSTITUTE OF TECHNOLOGY & SCIENCES



D J BHARAT REDDY
GENERAL SECRETARY

**ANIL NEERUKONDA EDUCATIONAL SOCIETY
VISAKHAPATNAM**

ANNEXURE - I

SECURED LOANS :

Vehicle Loans

Total

Amount (Rs.) A.Y: 2022-23

24,55,750 F.Y: 2021-22

24,55,750

ANNEXURE - II

SECURED LOANS :

Working Capital Loan

Total

Amount (Rs.)

17,28,786

17,28,786

ANNEXURE - III

SUNDRY CREDITORS:

Sundry Creditors

Total

Amount (Rs.)

1,19,50,073

1,19,50,073

ANNEXURE - IV

CURRENT LIABILITIES & PROVISIONS

Salaries Payable

Security Deposits

Students Tuition Fees Refundable

AU Examination fee Payable

Statutory dues Payable

Electricity Charges payable

Total

Amount (Rs.)

2,65,98,112

13,39,594

3,26,14,628

1,82,76,302

53,09,033

9,70,461

8,51,08,130

ANNEXURE-VI

ADVANCES AND DEPOSITS

Advances - Vendors

TDS Receivable

Navimah Enterprises

Electricity Deposit

Advance For Staff

Prepaid Expenses

Advance against Expenses

Other Advances

Total

Amount (Rs.)

91,15,870

19,760

65,86,392

17,26,000

19,98,292

9,40,886

10,16,700

44,230

2,14,48,130

ANNEXURE - VII

Sundry Debtors

Tuition Fees Receivables

Total

Amount (Rs.)

8,43,85,877

8,43,85,877

Annexure VIII

Cash & Bank Balances

Balance - Fixed Deposits (Margin Money)

Balance - Saving & Current Accounts

Cash on Hand

Total

Amount (Rs.)

2,37,664

3,60,894

3,96,973

9,95,531



Annexure IX

Salaries & allowances

	Amount (Rs.)
Salaries & Wages	20,48,74,160
Consultancy Staff	15,84,500
Provident Fund	69,67,829
ESI	7,46,110
Staff Gratuity	6,14,700
Total	<u>21,47,87,299</u>

ANNEXURE - X

Utilities

	Amount (Rs.)
House Keeping Service Charges	1,01,27,722
Electricity Charges	83,64,714
Security Charges	24,05,321
Travelling & Conveyance	7,48,762
Hospitality	4,73,027
Bank Charges	8,95,993
Hire Charges - Plant & Machinery	20,66,465
Telephone Charges	28,434
Examination Expenses	21,66,775
Internet Maintenance	3,77,600
Refreshment & Entertainment	1,67,189
Transport Charges	24,131
Photo's, Videos & Framing Expenses	60,000
Website Expenses	2,22,873
Postage & Courier	218
Donations	5,000
Total	<u>2,81,34,224</u>

ANNEXURE - XI

Scholarships

	Amount (Rs.)
Awards & Rewards to students	5,000
Total	<u>5,000</u>

ANNEXURE - XII

Repairs & Maintenance

	Amount (Rs.)
Annual Maintenance Charges	12,16,260
Building Repairs & Maintenance	27,83,955
Generator Maintenance	14,78,537
Electrical Maintenance	21,57,040
House Keeping Dept Maintenance	46,299
Hardware & Paints	2,19,451
Garden Maintenance	7,70,900
Campus Vehicles Maintenance	10,44,724
Campus Repairs & Maintenance	26,640
Labour Charges	1,68,600
Plumbing & Sanitary	7,73,360
Computer Maintenance	3,26,939
Lab Maintenance	11,47,438
General Equipment Repairs & Maintenance	46,305
Office Equipment Repairs & Maintenance	1,23,020
Games & Sports Equipment Maintenance	6,000
Total	<u>1,23,35,468</u>



ANNEXURE - XIII

Taxes

	Amount (Rs.)
Building & Open Land Tax	61,11,396
Fire NOC Fee	18,30,636
Water Tax	92,890
Interest on Property Tax	45,290
Other Taxes & Fees	<u>80,80,212</u>

ANNEXURE - XIV

University,Regulators Affiliation fee

	Amount (Rs.)
University Fee - Affiliation Fee	1,46,63,875
University Fee - Others	11,08,800
AICTE Fee	7,90,000
NAAC Fee	4,42,946
Other Fee	31,070
Total	<u><u>1,70,36,691</u></u>

ANNEXURE - XV

Transportation

	Amount (Rs.)
Fuel Charges	53,11,447
Total	<u><u>53,11,447</u></u>

ANNEXURE - XVI

Expenditure on Admissions

	Amount (Rs.)
Notification in Media	5,12,310
Advertisement for Admissions	4,98,442
Notification in News Print	4,56,369
Communication to Students	10,500
Total	<u><u>14,77,621</u></u>

ANNEXURE - XVII

Insurance Charges

	Amount (Rs.)
Staff Medical Insurance	24,00,409
Building Insurance	62,812
Total	<u><u>24,63,221</u></u>

Annexure XVIII

Professional Charges

	Amount (Rs.)
Consultancy-Professional charges	6,52,531
Audit Fee	11,80,000
PF Consultancy	18,000
ESI Consultancy	23,940
Total	<u><u>18,74,471</u></u>

Annexure XIX

Expenditure on Library

	Amount (Rs.)
E-Journals & Journals subscription	9,87,667
Books	2,66,000
Turnitin Software	5,31,000
Memberships	19,700
Total	<u><u>18,04,367</u></u>

Annexure XX

Expenditure on Student Activities

	Amount (Rs.)
Gifts & Mementos to Guest	11,28,759
Training & Placements	5,15,107
Main Project/Internship	2,06,193
Technical Events(Seminars, Workshops, Student Chapters	2,000
Sports & Quiz Competitions	83,900
Workshops	1,28,878
Honorarium to Guests	87,554
Others (NSS Training)	18,570
Others (NCC Training)	14,675
Seminars	5,060
Total	<u><u>21,90,696</u></u>



Annexure XXI		A.Y: 2022-23
Expenditure on Welfare		Amount (Rs.) F.Y: 2021-22
Non Teaching Staff Welfare		7,51,990
Incentives to Faculty		2,31,576
Total		9,83,566

Annexure XXII		
Expenditure on Staff Development Activities		Amount (Rs.)
R & D Encouragement (Seed money to Faculty)		7,59,500
Sponsorship for Paper Presentaton, Workshop, Seminars, Orientation Programmes etc.,		5,33,042
Faculty Qualification upgradation		59,200
Teching Staff Skill Development Programme		56,500
Total		14,08,242

Annexure XXIII		
Functions & Festivals		Amount (Rs.)
Other Festivals, Functions & Celebrations		22,61,405
Total		22,61,405

Annexure XXIV		
Expenditure on Academic Activities		Amount (Rs.)
APSCHE FEE		4,74,903
Experts Sitting Fees		66,500
BOS Meeting Expenses		60,000
ID Cards		4,307
Total		6,05,710

Annexure XXV		
Expenditure on Staff Recruitment		Amount (Rs.)
Advertisement for Staff Recruitment		8,17,288
Remuneration to Experts		10,000
Total		8,27,288

ANNEXURE - XXVI		
Financial Cost		Amount (Rs.)
Interest on Others		4,27,887
Interest on CC and OD		27,772
Interest on Vehicle Loan		9,91,507
Total		14,47,166

ANNEXURE - XXVII		
Tuition Fee & Academic Fee		Amount (Rs.)
Tuition Fee		31,28,05,425
		31,28,05,425

ANNEXURE - XXVIII		
Other Income		Amount (Rs.)
Interest on FDR's & TDR's		3,87,706
Grants		3,24,521
Alumni Contribution		5,39,000
Interest Received		74,404
		13,25,631

For ANIL NEERUKONDA EDUCATIONAL SOCIETY

D J BHARAT REDDY
GENERAL SECRETARY



ANNEXURE :: V ::

FIXED ASSETS AS ON 31.03.2022

Description	Rate of Depreciation	Opening Balance as on 01.04.2021	Additions		Deletions	Total as on 31.03.2022	Depreciation For the year	Closing Balance as on 31.03.2022
			up to 30.09.2021	after 30.09.2021				
BLOCK - I								
Land		2,34,17,164			-	2,34,17,164	-	2,34,17,164
BLOCK - II	10%							
Buildings		9,21,29,157	5,09,36,886	2,56,950	-	14,33,22,993	1,43,19,452	12,90,03,541
Girls Hostel Building		6,09,918			-	6,09,918	60,992	5,48,926
Workshop & Lab Shed		4,39,097			-	4,39,097	43,910	3,95,187
Bore Wells		3,08,288			-	3,08,288	30,829	2,77,459
Furniture & Fixtures		1,46,39,672	2,30,690	92,984	-	1,49,63,346	14,91,685	1,34,71,660
Hospital Furniture					-			
BLOCK - III	15%							
Vehicles		2,45,73,621			-	2,45,73,621	36,86,043	2,08,87,578
Ambulance & Mini Van					-			
Lab Equipments		1,67,58,407	14,17,114	5,86,585	-	1,87,62,106	27,70,322	1,59,91,784
Hospital Equipment					-			
Medical Equipment					-			
Office Equipments		99,97,886	1,39,490	19,779	-	1,01,57,155	15,22,090	86,35,066
Motors & Pumpsets		31,682			-	31,682	4,752	26,930
H.T.Line Installation		20,006			-	20,006	3,001	17,005
Sports Equipments		4,92,783			-	4,92,783	73,917	4,18,866
Electrical Installation		84,82,827	8,09,757	6,22,940	-	99,15,524	14,40,608	84,74,916
Library Books		33,38,673			-	33,38,673	5,00,801	28,37,872
Generator		15,73,113			-	15,73,113	2,35,967	13,37,146
A.C Machines		14,25,164	9,60,500		-	23,85,664	3,57,850	20,27,815
Mineral Water Plant		59,903			-	59,903	8,985	50,917
Kitchen Equipment		48,48,476	67,783	6,12,637	-	55,28,896	7,83,387	47,45,510
Plant & Machinery		1,17,02,176	66,43,853		-	1,83,46,029	27,51,904	1,55,94,125
BLOCK - IV	40%							
Computers		72,24,010	2,40,775	27,82,260	-	1,02,47,045	35,42,366	67,04,679
BLOCK - V	25%							
Software		3,77,344		8,29,481	-	12,06,825	1,98,021	10,08,804
Total:		22,24,49,368	6,14,46,848	58,03,616	-	28,96,99,832	3,38,26,882	25,58,72,949

For ANIL NEERUKONDA INSTITUTE OF TECHNOLOGY & SCIENCES

Place : Visakapatnam
Date : 30.09.2022



D J BHARAT REDDY
GENERAL SECRETARY

BALANCE SHEET AS AT 31-03-2021

Liabilities	Annex. No	Amount	Assets	Annex. No	Amount Rs.
<u>CAPITAL & RESERVES:</u>			<u>NON CURRENT ASSETS:</u>		
Capital Fund		1,54,52,000	Fixed Assets	V	22,24,49,368
Reserve Fund	I	85,18,01,711			
Building Fund		2,72,00,000	Capital Work in Progress		4,64,82,381
Furniture & Equipment Fund		1,19,50,000			
<u>LOANS & ADVANCES</u>			<u>CURRENT ASSETS:</u>		
<u>Secured Loans</u>			Advances & Deposits	VI	1,33,79,161
Term loans from banks	II	65,29,866	Sundry Debtors	VII	16,64,16,135
<u>Unsecured Loans</u>			Cash & Bank Balances	VIII	1,31,81,068
Unsecured Loans		40,71,562	Inter Branch Balances		55,88,54,439
<u>CURRENT LAIBILITIES:</u>					
Sundry Creditors	III	82,68,619			
Current Laibilities & Provisions	IV	9,54,88,794			
		1,02,07,62,552			1,02,07,62,552

As per our Report of even date:
For VENKATSRINIVAS & CO.,
CHARTERED ACCOUNTANTS

For ANIL NEERUKONDA INSTITUTE OF TECHNOLOGY & SCIENCES


(CA. I. VENU BABU)
PARTNER
M.No. 232581



Place: Visakhapatnam
Date: 15.02.2022


D J BHARAT REDDY
GENERAL SECRETARY

INCOME & EXPENDITURE ACCOUNT FOR THE YEAR ENDED 31-03-2021

Expenditure	Amount Rs.	Income	Amount Rs.
To Salaries & allowances	18,64,32,410	By Tuition Fee & Academic Fee	29,43,42,950
To Utilities	1,44,16,411	By Other Income	10,36,581
To Scholarships	4,15,89,010		
To Repairs & Maintenance	51,02,739		
To Taxes	65,80,566		
To University,Regulators Affiliation fee	1,11,85,347		
To Transportation	12,33,266		
To Expenditure on Admissions	93,72,025		
To Printing & Stationery	28,064		
To Rent	21,000		
To Insurance Charges	14,80,171		
To Professional Charges	8,10,200		
To Expenditure on Library	22,08,727		
To Expenditure on Student Activities	27,31,798		
To Expenditure on Welfare	17,145		
To Expenditure on Staff Development Activities	12,95,870		
To Training & Placements	12,21,605		
To Functions & Festivals	3,73,391		
To Expenditure on Academic Activities	2,04,860		
To Financial Cost	9,18,083		
To Depreciation	3,05,29,920		
To Excess of Income over Expenditure	(2,23,73,076)		
Transfer to Reserve Fund A/c			
	29,53,79,531		29,53,79,531

As per our Report of even date:
For VENKATSRINIVAS & CO.,
CHARTERED ACCOUNTANTS

For ANIL NEERUKONDA INSTITUTE OF TECHNOLOGY & SCIENCES


(CA.I.VENU BABU)
PARTNER
M.No. 232581
Place: Visakhapatnam
Date : 15.02.2022




D J BHARAT REDDY
GENERAL SECRETARY

ANNEXURE - I		Amount (Rs.)
Opening Balance		87,41,74,786
Add : Excess Income	Over Expenditure	<u>(2,23,73,076)</u>
	Total	<u>85,18,01,711</u>

ANNEXURE - II		Amount (Rs.)
SECURED LOANS :		
Vehicle Loans		65,29,866
	Total	<u>65,29,866</u>

ANNEXURE - III		Amount (Rs.)
SUNDRY CREDITORS:		
Sundry Creditors		82,68,619
	Total	<u>82,68,619</u>

ANNEXURE - IV		Amount (Rs.)
CURRENT LIABILITIES & PROVISIONS		
Salaries Payable		2,06,54,520
Students Tuition Fees Refundable		5,10,27,603
Security Deposits		13,39,594
AU Examination fee Payable		1,71,39,537
Other Liabilities		3,607
Statutory dues Payable		46,20,112
Electricity Charges payable		7,03,821
	Total	<u>9,54,88,794</u>

ANNEXURE-VI		Amount (Rs.)
ADVANCES AND DEPOSITS		
Advances - Vendors		75,19,110
TDS Receivable		12,373
Prepaid Expenses		7,56,403
Electricity Deposit		17,26,000
Advance against Expenses		11,74,200
Advance For Staff		17,34,883
Other Advances		4,56,192
	Total	<u>1,33,79,161</u>

ANNEXURE - VII		Amount (Rs.)
Sundry Debtors		
Tuition Fees Receivables		16,01,31,850
Navimah Enterprises		62,84,285
	Total	<u>16,64,16,135</u>

ANNEXURE - VIII		Amount (Rs.)
Cash & Bank Balances		
Balance - Fixed Deposits (Margin Money)		27,73,529
Cash on Hand		87,86,328
Balance - Saving & Current Accounts		16,21,211
	Total	<u>1,31,81,068</u>

Annexure IX		Amount (Rs.)
Salaries & allowances		
Salaries & Wages		17,82,78,760
Provident Fund		74,20,469
ESI		7,33,182
	Total	<u>18,64,32,410</u>



ANNEXURE - X

Utilities	Amount (Rs.)
Electricity Charges	40,46,416
Security Charges	29,34,604
Hire Charges - Plant & Machinery	21,60,000
Travelling & Conveyance	14,74,872
Annual Maintenance Charges	9,05,154
Internet Maintenance	8,97,272
Examiantion Expenses	8,01,128
Website Expenses	5,07,633
Bank Charges	3,18,555
Hospitality	1,73,531
Telephone Charges	98,124
Transport Charges	48,011
Games & Sports	34,450
Refreshment & Entertainment	14,587
Postage	1,074
Donations	1,000
Total	1,44,16,411

ANNEXURE - XI

Scholarships	Amount (Rs.)
Scholarship Refund	4,12,92,903
Student Merit scholarship	1,80,000
Awards & Rewards to students	1,16,107
Total	4,15,89,010

ANNEXURE - XII

Repairs & Maintenance	Amount (Rs.)
Building Repairs & Maintenance	36,08,426
Lab Maintenance	10,59,138
Computer Maintenance	1,94,948
Garden Maintenance	1,50,670
Vehicle Maintenance	87,297
Games & Sports Equipment Maintenance	2,260
Total	51,02,739

ANNEXURE - XIII

Taxes	Amount (Rs.)
Building & Open Land Tax	56,49,236
Interest on PF	3,60,596
Interest on Tds	2,59,611
Fire NOC Fee	1,44,432
Buses Road Tax	1,29,061
Other Taxes	21,410
Vehicle Tax	16,220
Total	65,80,566

ANNEXURE - XIV

University,Regulators Affiliation fee	Amount (Rs.)
University Fee - Affiliation Fee	1,04,56,630
Other Fee	3,38,959
NAAC Fee	2,50,750
University Fee - Others	1,34,400
AICTE Fee	4,608
Total	1,11,85,347



A.Y: 2021-22

F.Y: 2020-21

ANNEXURE - XV**Transportation**

Fuel Charges

Total**Amount (Rs.)**

12,33,266

12,33,266**ANNEXURE - XVI****Expenditure on Admissions**

Advertisement for Admissions

Notification in Media

Notification in News Print

Total**Amount (Rs.)**

55,94,077

29,24,821

8,53,127

93,72,025**ANNEXURE - XVII****Insurance Charges**

Staff Medical Insurance

Other Insurance Charges

Building Insurance

Total**Amount (Rs.)**

13,61,599

62,910

55,662

14,80,171**ANNEXURE - XVIII****Professional Charges**

Internal Audit Fees

Legal Council Charges

PF Consultancy

ESI Consultancy

Total**Amount (Rs.)**

5,83,200

2,00,000

19,500

7,500

8,10,200**ANNEXURE - XIX****Expenditure on Library**

Library (Journals & Subscriptions)

Memberships

Journals National

Total**Amount (Rs.)**

20,23,612

1,53,578

31,537

22,08,727**ANNEXURE - XX****Expenditure on Student Activities**

Training & Placements

Seminars

Seed money for research activities

Gifts & Mementos to Guest

Cultural Events

Others (NSS Training)

Honorarium to Guests

Technical Events(Seminars, Workshops, Student

Chapters

Workshops

Main Project/Internship

Education Tours

Total**Amount (Rs.)**

10,61,667

3,11,000

3,50,000

6,57,367

95,000

84,298

72,600

43,735

37,531

12,000

6,600

27,31,798**ANNEXURE - XXII****Expenditure on Welfare**

Non Teaching Staff Welfare

Teaching Staff Welfare

Total**Amount (Rs.)**

14,970

2,175

17,145

ANNEXURE - XXIII

A.Y: 2021-22

Expenditure on Staff Development Activities

Amount (Rs.)

F.Y: 2020-21

Teching Staff Skill Development Programme	7,68,000
R & D Encouragement	3,63,000
Sponsorship for Paper Presentaton, Workshop, Seminars, Orientation Programmes etc.	1,56,870
Awards & Rewards to Non Teaching Staff	8,000
Total	12,95,870

Annexure XXIV**Functions & Festivals**

Amount (Rs.)

Other Festivals, Functions & Celebrations	3,51,160
College Day Expenses	22,231
Total	3,73,391

Annexure XXV**Expenditure on Academic Activities**

Amount (Rs.)

BOS Meeting Expenses	1,82,360
Experts Sitting Fees	22,500
Total	2,04,860

Annexure XXVI**Financial Cost**

Amount (Rs.)

Interest on Others	6,83,409
Interest on (Bus) Vehicle Loan A/c	1,87,080
Interest on (Bolero) Vehicle Loan A/c	47,594
Total	9,18,083

ANNEXURE - XXVII**Tuition Fee & Academic Fee**

Amount (Rs.)

Tuition Fee	29,43,42,950
	29,43,42,950

ANNEXURE - XXVIII**Other Income**

Amount (Rs.)

Interest on FDR's & TDR's	2,16,114
Alumni contribution to college	5,05,000
Other Income	3,15,467
	10,36,581

For ANIL NEERUKONDA INSTITUTE OF TECHNOLOGY & SCIENCES

D J BHARAT REDDY
GENERAL SECRETARY

ANIL NEERUKONDA INSTITUTE OF TECHNOLOGY & SCIENCES
BHEEMUNIPATNAM

ANNEXURE :: V ::								
FIXED ASSETS AS ON 31.03.2021								
Description	Rate of Depreciation	Opening Balance as on 01.04.2020	Additions		Deletions	Total as on 31.03.2021	Depreciation For the year	Closing Balance as on 31.03.2021
			up to 30.09.2020	after 30.09.2020				
BLOCK - I								
Land		2,34,17,164			-	2,34,17,164	-	2,34,17,164
BLOCK - II	10%							
Bore Wells		2,85,382			-	2,85,382	28,538.23	2,56,844
Buildings		10,02,77,245	17,20,028	4,03,216	-	10,24,00,489	1,02,19,888	9,21,80,601
Furniture & Fixtures		1,52,31,485		9,80,353	-	1,62,11,838	15,72,166	1,46,39,672
Girls Hostel Building		6,77,686			-	6,77,686	67,769	6,09,917
Workshop & Lab Shed		4,87,886			-	4,87,886	48,789	4,39,097
BLOCK - III	15%							
A.C Machines		13,22,064	3,54,600		-	16,76,664	2,51,499.57	14,25,164
Electrical Installation		80,63,983		17,60,477	-	98,24,460	13,41,633	84,82,826
Generator		18,50,721			-	18,50,721	2,77,608	15,73,113
H.T.Line Installation		23,537			-	23,537	3,531	20,007
Kitchen Equipment		30,32,088		24,55,353	-	54,87,441	6,38,965	48,48,477
Lab Equipments		1,88,54,639		7,91,312	-	1,96,45,951	28,87,544	1,67,58,406
Library Books		36,20,293		2,82,621	-	39,02,914	5,64,241	33,38,673
Mineral Water Plant		70,474			-	70,474	10,571	59,903
Motors & Pumpsets		37,273			-	37,273	5,591	31,682
Office Equipments		1,17,09,984		48,000	-	1,17,57,984	17,60,098	99,97,886
Plant & Machinery		1,35,90,866	1,76,400		-	1,37,67,266	20,65,090	1,17,02,176
Sports Equipments		5,79,745			-	5,79,745	86,962	4,92,784
Vehicles		2,89,10,141			-	2,89,10,141	43,36,521	2,45,73,620
BLOCK - IV	40%							
Computers		94,86,930	2,37,600	4,49,615	-	1,01,74,145	39,79,735	61,94,410
Cyberroam Network Device				12,87,000	-	12,87,000	2,57,400	10,29,600
BLOCK - V	25%							
Software		5,03,125			-	5,03,125	1,25,781.25	3,77,344
Total:		24,20,32,713	24,88,628	84,57,947	-	25,29,79,288	3,05,29,920	22,24,49,368

For ANIL NEERUKONDA INSTITUTE OF TECHNOLOGY & SCIENCES

Place : Visakapatnam
Date : 15.02.2022

geerf
D J BHARAT REDDY
GENERAL SECRETARY



BALANCE SHEET AS AT 31-03-2020

Liabilities	Annex. No	Amount Rs.	Assets	Annex. No	Amount Rs.
<u>CAPITAL & RESERVES:</u>			<u>NON CURRENT ASSETS:</u>		
Capital Fund		1,54,52,000	Fixed Assets	V	24,20,32,713
Reserve Fund	I	87,41,74,786			
Building Fund		2,72,54,000			
Furniture & Equipment Fund		1,19,50,000			
<u>LOANS & ADVANCES</u>			<u>CURRENT ASSETS:</u>		
<u>Secured Loans</u>			Advances & Deposits	VI	4,13,67,337
Vehicle loans from banks	II	1,34,31,932	Sundry Debtors	VII	18,03,36,163
<u>Unsecured Loans</u>			Cash & Bank Balances	VIII	98,29,801
Unsecured Loans		2,58,99,929	Inter Branch Balances		53,41,80,949
<u>CURRENT LAIBILITIES:</u>					
Sundry Creditors	III	58,61,367			
Current Laibilities & Provisions	IV	3,97,22,947			
		1,00,77,46,962			1,00,77,46,962

As per our Report of even date:

For VENKATSRINIVAS & CO.,
CHARTERED ACCOUNTANTS


(CA.G VENKATESWARA RAO)

PARTNER

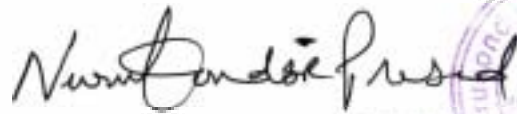
M.No. 211773

Place: Visakhapatnam

Date : 11.01.2021



For ANIL NEERUKONDA INSTITUTE OF TECHNOLOGY & SCIENCES



(Dr. NEERUKONDA B R PRASAD)

CHAIRMAN



INCOME & EXPENDITURE ACCOUNT FOR THE YEAR ENDED 31-03-2020

Expenditure	Amount Rs.	Income	Amount Rs.
To College Maintenance - Annexure IX	89,61,282	By Tution Fee & Academic Fee - Annexure XIX	39,66,48,325
To Bus Maintenance - Annexure X	22,90,533	By Hostel & Transport Fee - Annexure XX	24,65,905
To Hospital Maintenance - Annexure XI	14,21,653	By Exams, Library & Stipend Fee - Annexure XXI	82,91,965
To Financial Charges - Annexure XII	47,99,765	By Other Income - Annexure XXII	3,25,467
To Salaries & allowances - Annexure XIII	19,02,94,080		
To Office Maintenance - Annexure XIV	47,22,004		
To Building Maintenance - Annexure XV	66,14,456		
To Consultancy Charges - Annexure XVI	2,35,550		
To Misc. Expenses - Annexure XVII	24,802		
To A.U & Other Fee - Annexure XVIII	1,40,92,551		
To Advertisement Expenses	9,11,412		
To Statutory Audit fee	5,90,000		
To Internal Audit Fee	1,41,600		
To Electricity Charges	92,73,653		
To Expert Sitting Fees	1,60,763		
To Internet Charges	5,68,286		
To Rent, Rates & Taxes	76,973		
To Security Charges	18,79,880		
To Travelling & Conveyance	27,54,196		
To Depreciation	3,22,83,071		
To Excess of Income over Expenditure Transfer to Reserve Fund A/c	12,56,35,152		
	40,77,31,662		40,77,31,662

As per our Report of even date:
For VENKATSRINIVAS & CO.,
CHARTERED ACCOUNTANTS



(G. VENKATESWARA RAO)

PARTNER
M.No. 211773

Place: Visakhapatnam
Date : 11.01.2021



For ANIL NEERUKONDA INSTITUTE OF TECHNOLOGY & SCIENCES



(Dr. NEERUKONDA B R PRASAD)
CHAIRMAN



ANIL NEERUKONDA EDUCATIONAL SOCIETY
VISAKHAPATNAM

A.Y: 2020-21
F.Y: 2019-20

ANNEXURE - I
RESERVE FUND

Amount
in Rs.

Opening Balance	74,85,39,634
Add : Excess Income Over Expenditure for the Year 2017-2018	12,56,35,152
Total	<u>87,41,74,786</u>

ANNEXURE - II
SECURED LOANS :

Vehicle Loans	1,34,31,932
Total	<u>1,34,31,932</u>

ANNEXURE - III
SUNDRY CREDITORS:

SUNDRY CREDITORS	58,61,367
Total	<u>58,61,367</u>

ANNEXURE - IV
CURRENT LIABILITIES & PROVISIONS

Amount
in Rs.

Statutory dues Payable	7,92,535
Salaries Payable	1,94,46,465
Electricity Charges payable	4,33,679
AU Examination fee Payable	1,16,82,907
Security Deposits	13,39,594
Misc.Collections	27,767
Total	<u>3,37,22,947</u>

ANNEXURE-VI
ADVANCES AND DEPOSITS

Amount
in Rs.

Advances - Vendors	2,43,12,260
A.Rajendra Prasad	4,85,298
Advance for Land	50,000
Advance against Expenses	23,41,295
Advance For Staff	21,16,974
Magma Fincorp Limited	78,488
Tata Capital Financial Services Ltd	54,225
DLB Auto Sweepout Deposit	1,000
Electricity Deposits	22,63,855
EMD Deposit	50,000
Gas Deposit	43,230
Prepaid Expenses	1,75,770
TDS	93,87,442
Telephone Deposit	7,500
Total	<u>4,13,67,337</u>



Narain Sundar Prasad



ANNEXURE - VI**Sundry Debtors**

Navimah Enterprises	70,13,696
Tution Fees Receivables	17,33,22,467
Total	18,03,36,163

Amount
in Rs.

Annexure VIII**Cash & Bank Balances**

Cash on Hand	3,16,883
Balance - Saving & Current Accounts	62,78,559
Balance - Fixed Deposits	32,34,359
Total	98,29,801

Annexure IX**College Maintenance**

Annual Maintenance charges	6,54,520
College Day Expenses	6,20,138
College Maintenance	6,29,393
Electrical Items	1,36,395
Examination expenses	29,77,502
Garden Maintenance	4,210
Generator Maintenance	1,88,642
Scholarship & Awards	1,24,000
Sports Maintenance	38,975
Training & Placement Cell Expenses	8,26,242
Water Charges	23,40,000
Computer Maintenance	4,21,265
Total	89,61,282

Annexure X**Bus Maintenance**

Bus Insurance	5,61,361
Transport Charges	50,025
Vehicle Miantenance	16,79,147
Total	22,90,533

Annexure XI**Hospital Maintenance**

Dept. Workshop expenses	46,000
Lab Maintenance	13,75,653
Total	14,21,653



Navimah Enterprises



Annexure XII**Financial Charges**

Interest on TDS	3,32,275
Interest on Term Loan	40,53,976
Bank Charges	4,13,514
	<u>47,99,765</u>

Annexure XIII**Salaries & allowances**

ESI	12,81,701
Provident Fund	99,88,727
Salaries & Wages	17,86,62,171
Staff Welfare	3,61,481
	<u>19,02,94,080</u>

ANNEXURE - XIV**Office Maintenance**

Office Expenses	4,37,658
Journals & Subscriptions	10,98,157
News Papers & Periodicals	27,315
Postage & Stamps	15,026
Printing & Stationery	27,72,188
Telephone Charges	36,899
Insurance Charges	3,34,761
	<u>47,22,004</u>

Annexure XV**Building Maintenance**

Repairs & Maintenance	11,29,752
Property Tax	54,84,704
	<u>66,14,456</u>

Annexure XVI**Consultancy Charges**

Consultancy Charges	2,35,550
	<u>2,35,550</u>

Annexure XVII**Misc. Expenses**

Misc. Expenses	24,802
	<u>24,802</u>

Annexure XVIII**A.U & Other Fee**

Inspection Fee (AU, NTRUHS & MCI& DCI)	1,40,92,551
	<u>1,40,92,551</u>



Neelam Sanjay Kumar



Others

Advertisement Expenses	9,11,412
Statutory Audit fee	5,90,000
Internal Audit Fee	1,41,600
Electricity Charges	92,73,653
Expert Sitting Fees	1,60,763
Internet Charges	5,68,286
Rent,Rates & Taxes	76,973
Security Charges	18,79,880
Travelling & Conveyance	27,54,196

ANNEXURE - XIX**Tution Fee & Academic Fee**

Tution Fee	39,66,48,325
	<u>39,66,48,325</u>

ANNEXURE - XX**Hostel & Transport Fee**

Transport Fee	24,65,905
	<u>24,65,905</u>

ANNEXURE - XXI**Exams,Library & Stipend Fee etc**

Grants	17,02,135
Other Academic fees	60,56,773
Other Income (from colleges)	5,33,057
	<u>82,91,965</u>

ANNEXURE - XXII**Other Income**

Interest on FDR's & TDR's	1,84,991
Bank Interest	1,40,476
	<u>3,25,467</u>



Narayan Prasad



ANNEXURE :: VI ::

FIXED ASSETS AS ON 31.03.2020

Description	Rate of Depreciation	Opening Balance as on 01.04.2019	Additions		Deletions	Total as on 31.03.2020	Depreciation For the year	Closing Balance as on 31.03.2020
			up to 30.09.2019	after 30.09.2019				
BLOCK - I								
Land		2,34,17,164	-	-	-	2,34,17,164	-	2,34,17,164
BLOCK - II	10%							
Bore Wells		2,63,236	53,855	-	-	3,17,091	31,709.15	2,85,382
Buildings		8,73,66,222	1,66,76,302	69,88,393	-	11,10,30,917	1,07,53,672	10,02,77,245
Furniture & Fixtures		1,68,63,873	60,000	-	-	1,69,23,873	16,92,387	1,52,31,485
Girls Hostel Building		7,52,984	-	-	-	7,52,984	75,298	6,77,686
Workshop & Lab Shed		5,42,095	-	-	-	5,42,095	54,210	4,87,886
BLOCK - III	15%							
A.C Machines		15,55,369	-	-	-	15,55,369	2,33,305.38	13,22,064
Electrical Installation		91,42,726	44,036	2,75,930	-	94,62,692	13,98,709	80,63,983
Generator		21,77,319	-	-	-	21,77,319	3,26,598	18,50,721
H.T.Line Installation		27,691	-	-	-	27,691	4,154	23,537
Kitchen Equipment		23,26,615	44,309	10,99,247	-	34,70,171	4,38,082	30,32,088
Lab Equipments		2,04,58,923	4,48,957	11,70,747	-	2,20,78,627	32,23,988	1,88,54,639
Library Books		37,35,964	5,23,204	-	-	42,59,168	6,38,875	36,20,293
Mineral Water Plant		82,911	-	-	-	82,911	12,437	70,474
Motors & Pumpsets		43,851	-	-	-	43,851	6,578	37,273
Office Equipments		1,29,41,745	8,34,707	-	-	1,37,76,452	20,66,468	1,17,09,984
Plant & Machinery		15,35,313	-	1,32,82,000	-	1,48,17,313	12,26,447	1,35,90,866
Sports Equipments		5,74,406	-	98,919	-	6,73,325	93,580	5,79,745
Vehicles		3,41,01,931	-	-	90,000	3,40,11,931	51,01,790	2,89,10,141
BLOCK - IV	40%							
Computers		83,33,720	15,10,990	44,75,130	-	1,43,19,840	48,32,910	94,86,930
BLOCK - V	25%							
Software		-	-	5,75,000	-	5,75,000	71,875	5,03,125
Total:		22,62,44,058	2,01,96,360	2,79,65,366	90,000	27,43,15,784	3,22,83,071	24,20,32,713

Place : Visakapatnam
Date : 11.01.2021



For ANIL NEERUKONDA EDUCATIONAL SOCIETY

Neerukonda B R Prasad
(Dr. NEERUKONDA B R PRASAD)
CHAIRMAN



BALANCE SHEET AS AT 31-03-2019


Liabilities	Annex. No	Amount Rs.	Assets	Annex. No	Amount Rs.
CAPITAL & RESERVES:			NON CURRENT ASSETS:		
Capital Fund		1,54,52,000	Fixed Assets	V	22,62,44,058
Reserve Fund	I	74,85,39,634			
Building Fund		2,72,00,000	CURRENT ASSETS:		
Furniture & Equipment Fund		1,19,50,000	Advances & Deposits	VI	2,03,70,916
			Sundry Debtors	VII	9,07,59,205
LOANS & ADVANCES			Cash & Bank Balances	VIII	51,36,120
Secured Loans					
Vehicle loans from banks	II	3,38,13,211			
Unsecured Loans					
Unsecured Loans from related parties		3,39,76,878			
CURRENT LAIABILITIES:					
Sundry Creditors	III	1,29,25,240			
Current Liabilities & Provisions	IV	4,53,77,551			
Inter Branch Balance		(58,67,24,216)			
		34,25,10,298			34,25,10,298

As per our Report of even date:
 For VENKATSRINIVAS & CO,
 CHARTERED ACCOUNTANTS


 (CA G. VENKATESWARA RAO)
 PARTNER
 M.No.21 1773
 Visakhapatnam
 Date: 25.10.2019



For ANIL NEERUKONDA INSTITUTE OF TECHNOLOGY & SCIENCES


 (Dr. NEERUKONDA B R PRASAD)
 CHAIRMAN

ANIL NEERUKONDA INSTITUTE OF TECHNOLOGY & SCIENCES
BHEEMUNIPATNAM
(RUN UNDER THE AEGIS OF ANES, VISAKHAPATNAM)

A.Y: 2019-20
F.Y: 2018-19

INCOME & EXPENDITURE ACCOUNT FOR THE YEAR ENDED 31-03-2019

Expenditure	Amount Rs.	Income	Amount Rs.
To College Maintenance - Annexure IX	1,33,21,603	By Tution Fee & Academic Fee - Annexure XVIII	39,86,53,348
To Bus Maintenance - Annexure X	20,78,826	By Hostel & Transport Fee - Annexure XIX	62,72,014
To Lab Maintenance - Annexure XI	34,24,181	By Other Income - Annexure XX	1,34,23,857
To Financial Charges - Annexure XII	59,56,654		
To Salaries & allowances - Annexure XIII	20,15,94,932		
To Office Maintenance - Annexure XIV	54,47,295		
To Building Maintenance - Annexure XV	99,32,446		
To Consultancy Charges - Annexure XVI	4,55,735		
To Misc. Expenses - Annexure XVII	46,034		
To Advertisement Expenses	5,08,056		
To Mess Expenses	30,159		
To Statutory Audit fee	5,90,000		
To Internal Audit Fee	4,24,800		
To Electricity Charges	73,90,922		
To Expert Sitting Fees	73,000		
To Internet Charges	5,19,200		
To Rent, Rates & Taxes	18,40,153		
To Security Charges	16,64,179		
To Techfest Expenses	8,08,269		
To Travelling & Conveyance	23,58,882		
To Depreciation	3,08,80,087		
To Excess of Income over Expenditure Transfer to Reserve Fund A/c	12,90,03,807		
	41,83,49,219		41,83,49,219

As per our Report of even date:

For VENKATSRINIVAS & CO.,
CHARTERED ACCOUNTANTS

G. Venkateswara Rao
(G. VENKATESWARA RAO)

PARTNER

M.No. 211773

Place: Visakhapatnam

Date: 25.10.2019



For ANIL NEERUKONDA INSTITUTE OF TECHNOLOGY & SCIENCES

Neerukonda B R Prasad

(Dr. NEERUKONDA B R PRASAD)

CHAIRMAN

**ANIL NEERUKONDA EDUCATIONAL SOCIETY
VISAKHAPATNAM**

**A.Y: 2019-20
F.Y: 2018-19**

**ANNEXURE - I
RESERVE FUND**

**Amount
In Rs.**

Opening Balance	61,95,35,828
Add : Excess Income Over Expenditure for the Year 2017-2018	12,90,03,807
Total	74,85,39,634

**ANNEXURE - II
SECURED LOANS:**

Vehicle Loans	3,38,13,211
Total	3,38,13,211

**ANNEXURE - III
SUNDRY CREDITORS:**

SUNDRY CREDITORS	1,29,25,240
Total	1,29,25,240

**ANNEXURE - IV
CURRENT LIABILITIES & PROVISIONS**

**Amount
In Rs.**

Statutory duties Payable	12,58,923
Salaries Payable	3,20,70,804
Electricity Charges payable	5,89,327
AU Examination fee Payable	8,16,797
Tuition Fees Advances	3,607
Security Deposits	1,06,38,093
Total	4,53,77,551

**ANNEXURE-VI
ADVANCES AND DEPOSITS**

**Amount
In Rs.**

Advances - Vendors	66,57,187
A.Rajendra Prasad	4,85,298
Advance for Land	50,000
Advance against Expenses	13,26,445
Advance For Staff	21,86,628
Magma Fincorp Limited	78,488
Tata Capital Financial Services Ltd.	54,225
DLB Auto Sweepout Deposit	2,000
Electricity Deposits	15,05,155
EMD Deposit	50,000
Gas Deposit	43,230
Prepaid Expenses	5,61,361
TDS	73,63,399
Telephone Deposit	7,500
Total	2,03,70,916

**ANNEXURE - VII
Sundry Debtors**

Navimah Enterprises	65,86,392
Tuition Fees Receivables	8,41,72,813
Total	9,07,59,205

**Annexure VIII
Cash & Bank Balances**

**Amount
In Rs.**

Cash on Hand	1,78,974
Balance - Saving & Current Accounts	18,90,278
Balance - Fixed Deposits	30,66,868
Total	51,36,120



Navimah Enterprises

Annexure IX

College Maintenance

Annual Maintenance charges	2,58,400
College Day Expenses	7,94,495
College Maintenance	16,77,160
Electrical Items	1,54,097
Examination expenses	34,25,341
Freshers Day Expenses	9,00,000
Garden Maintenance	6,25,728
Generator Maintenance	1,42,226
Scholarship & Awards	36,26,230
Sports Maintenance	95,430
Training & Placement Cell Expenses	6,41,218
Water Charges	4,50,000
Computer Maintenance	5,31,278

1,33,21,803

Annexure X

Bus Maintenance

Bus Insurance	15,30,186
Transport Charges	38,220
Vehicle Miantenance	5,10,420

20,78,826

Annexure XI

Lab Maintenance

Dept. Workshop expenses	10,17,120
Hospitality	1,65,260
Lab Maintenance	22,41,801

34,24,181

Annexure XII

Financial Charges

Interest on Others	57,37,906
Interest on TDS	1,70,962
Bank Charges	47,786

59,56,654

Annexure XIII

Salaries & allowances

ESI	3,42,829
Provident Fund	23,11,592
Salaries & Wages	19,88,26,511
Staff Welfare	1,14,000

20,15,94,932

ANNEXURE - XIV

Office Maintenance

Office Expenses	7,06,496
Journals & Subscriptions	60,520
News Papers & Periodicals	25,423
Postage & Stamps	2,317
Printing & Stationery	45,93,176
Telephone Charges	59,363

54,47,295



Narinder Singh

Annexure XV

Building Maintenance

Labour Charges	19,30,000
Building Maintenance	8,89,599
Repairs & Maintenance	16,28,143
Property Tax	54,84,704
	<u>99,32,446</u>

Annexure XVI

Consultancy Charges

Consultancy Charges	4,55,735
	<u>4,55,735</u>

Annexure XVII

Misc. Expenses

Misc. Expenses	46,034
	<u>46,034</u>

ANNEXURE - XVIII

Tuition Fee & Academic Fee

Tuition Fee	39,76,71,842
Academic Fee	7,81,506
	<u>39,86,53,348</u>

ANNEXURE - XIX

Hostel & Transport Fee

Hostel Accommodation Fees	32,54,164
Transport Fee	30,17,850
	<u>62,72,014</u>

ANNEXURE - XX

Other Income

Other Income (from College)	1,23,00,854
Interest on FDR's	1,71,598
Bank Interest	1,25,566
Other Income	5,89,839
Grants	2,36,000
	<u>1,34,23,857</u>



1,34,23,857
Nurn Dandafused

ANNEXURE :: V ::

FIXED ASSETS AS ON 31.03.2019

Description	Rate of Depreciation	Opening Balance as on 01.04.2018	Additions		Deletions	Total as on 31.03.2019	Depreciation For the year	Closing Balance as on 31.03.2019
			up to 30.09.2018	after 30.09.2018				
BLOCK - I								
Land		2,34,17,164	-	-	-	2,34,17,164	-	2,34,17,164
BLOCK - II	10%							
Bore Wells		2,66,323	-	24,785	-	2,91,108	27,872	2,63,236
Buildings		9,10,30,096	26,57,876	32,07,418	-	9,68,95,390	95,29,168	8,73,66,222
Furniture & Fixtures		1,64,94,499	15,52,149	6,54,620	-	1,87,01,268	18,37,396	1,68,63,873
Girls Hostel Building		8,36,649	-	-	-	8,36,649	83,665	7,52,984
Workshop & Lab Shed		6,02,328	-	-	-	6,02,328	60,233	5,42,095
BLOCK - III	15%							
A.C Machines		18,29,846	-	-	-	18,29,846	2,74,477	15,55,369
Electrical Installation		83,59,071	8,31,062	14,39,041	-	1,06,29,174	14,86,448	91,42,726
Generator		25,61,552	-	-	-	25,61,552	3,84,233	21,77,319
H.T.Line Installation		32,578	-	-	-	32,578	4,887	27,691
Kitchen Equipment		27,37,194	-	-	-	27,37,194	4,10,579	23,26,615
Lab Equipments		1,97,92,996	12,82,574	27,51,014	-	2,38,26,584	33,67,662	2,04,58,923
Library Books		39,36,476	3,73,365	78,486	-	43,88,327	6,52,363	37,35,964
Mineral Water Plant		97,543	-	-	-	97,543	14,631	82,911
Motors & Pumpsets		51,589	-	-	-	51,589	7,738	43,851
Office Equipments		1,04,56,167	17,67,797	27,58,243	-	1,49,82,207	20,40,463	1,29,41,745
Plant & Machinery		18,06,250	-	-	-	18,06,250	2,70,938	15,35,313
Sports Equipments		5,80,304	95,468	-	-	6,75,772	1,01,366	5,74,406
Vehicles		3,51,89,431	-	48,84,502	3,85,000	3,96,88,933	55,87,002	3,41,01,931
BLOCK - IV	40%							
Computers		68,35,470	37,86,680	24,50,538	-	1,30,72,688	47,38,967	83,33,720
BLOCK - V	25%							
Software		-	-	-	-	-	-	-
Total:		22,69,13,526	1,23,46,971	1,82,48,647	3,85,000	25,71,24,144	3,08,80,087	22,62,44,059

For ANIL NEERUKONDA INSTITUTE OF TECHNOLOGY & SCIENCES

Place : Visakapatnam
Date : 25.10.2019



Neerukonda B R Prasad
(Dr. NEERUKONDA B R PRASAD)
CHAIRMAN

BALANCE SHEET AS AT 31-03-2018

Liabilities	Annex. No	Amount Rs.	Assets	Annex. No	Amount Rs.
Capital Fund		1,54,52,000	Fixed Assets	VI	22,69,13,526
Reserve Fund	I	61,95,35,828			
Building Fund		2,72,00,000			
Furniture & Equipment Fund		1,19,50,000	CURRENT ASSETS:		
SECURED LOANS:			Advances & Deposits	VII	5,96,67,140
Term loans from banks	II	2,97,48,858	Cash on Hand		2,94,118
CURRENT LAIBILITIES:			Cash On Bank	VIII	1,13,07,340
Secured Loans	III	3,28,64,352			
Sundry Creditors	IV	1,25,72,087			
Current Laibilities & Provision	V	5,67,62,176			
Inter Branch Balance		(50,79,03,177)			
		29,81,82,124			29,81,82,124

As per our Report of even date:

For VENKATSRINIVAS & CO.,
CHARTERED ACCOUNTANTS

For ANIL NEERUKONDA INSTITUTE OF TECHNOLOGY & SCIENCES


(CA.G.VENKATESWARA RAO)

PARTNER

M.No. 211773

Place: Visakhapatnam

Date: 31.10.2018





(Dr. NEERUKONDA B R PRASAD)


CHAIRMAN



INCOME & EXPENDITURE ACCOUNT FOR THE YEAR ENDED 31-03-2018

Expenditure	Amount Rs.	Income	Amount Rs.
To College Maintenance - Annexure IX	92,88,073	By Tution Fee & Academic Fee - Annexure XX	32,07,76,237
To Bus Maintenance - Annexure X	1,35,19,031	By Hostel & accommodation Fee - Annexure XXI	3,88,29,470
To Lab & Other Maintenance - Annexure XI	78,66,836	By General Fees - Annexure XXII	19,95,996
To Hostel Maintenance - Annexure XII	2,88,94,908	By Exams Fee - Annexure XXIII	3,18,60,114
To Financial Charges - Annexure XIII	76,65,195	By Other Income - Annexure XXIV	3,93,49,493
To Salaries & allowances - Annexure XIV	19,30,20,479		
To Office Maintenance - Annexure XV	25,87,941		
To Building Maintenance - Annexure XVI	83,98,582		
To Consultancy Charges - Annexure XVII	2,95,650		
To Misc. Expenses - Annexure XVIII	67,100		
To A.U & Other Fee - Annexure XIX	1,00,30,170		
To Advertisement Expenses	8,13,260		
To Internal Audit Fee	5,35,000		
To Electricity Charges	59,58,066		
To Expert Sitting Fees	1,29,500		
To Internet Charges	12,03,190		
To Rent,Rates & Taxes	1,25,56,188		
To Security Charges	15,50,916		
To Techfest Expenses	18,90,450		
To Travelling & Conveyance	34,39,425		
To Depreciation	3,11,66,158		
To Excess of Income over Expenditure Transfer to Reserve Fund A/c	9,19,35,193		
	43,28,11,310		43,28,11,310

As per our Report of even date:
For VENKATSRINIVAS & CO.,
CHARTERED ACCOUNTANTS


(CA.G.VENKATESWARA RAO)
PARTNER
M.No. 211773



For ANIL NEERUKONDA INSTITUTE OF TECHNOLOGY & SCIENCES



(Dr.NEERUKONDA B R PRASAD)
CHAIRMAN



Place: Visakhapatnam
Date : 31.10.2018

ANNEXURE - I
RESERVE FUND

Amount
in Rs.

Opening Balance	52,76,00,635
Add : Excess Income Over Expenditure for the Year 2016-2017	9,19,35,193
Total	<u>61,95,35,828</u>

ANNEXURE - II
SECURED LOANS :

Axis Bank - Vehicles Loans	1,16,29,955
Dhanlaxmi Bank Ltd - 017355600000056	1,72,99,002
Magma Fincorp Limited	6,83,682
Tata Capital Financial Services Ltd	1,36,219
Total	<u>2,97,48,858</u>

ANNEXURE - III
UNSECURED LOANS :

Dr.N.B.R.Prasad	1,32,66,616
Dr.Neerukonda Sujatha	1,45,97,736
K.Bhargava Babu	25,00,000
Dr.N.Upendranath	25,00,000
Total	<u>3,28,64,352</u>

ANNEXURE - IV
SUNDRY CREDITORS:
SUNDRY CREDITORS

Total	<u>1,25,72,087</u>
Total	<u>1,25,72,087</u>

ANNEXURE - V
CURRENT LIABILITIES & PROVISIONS

Amount
in Rs.

Nala Tax Payable	1,16,07,995
ESI Payable	78,307
Professional Tax Payable	1,11,937
Provident Fund Payable	9,99,095
Salaries Payable	1,90,24,966
TDS on Concrat Works Payable	3,18,757
TDS on Professional Fee	1,44,000
TDS on Unsecured Loans	1,14,986
TDS on Salaries Payable	11,44,208
Caution Deposits	1,05,63,893
Tuition Fees Advance Receivable	1,54,007
EMD (Canteen)	50,000
Misc.Collections	35,29,173
AU Examination fee Payable	89,20,852
Total	<u>5,67,62,176</u>

Neerukonda Prasad



ANNEXURE :: VI ::

FIXED ASSETS AS ON 31.03.2018

Description	Rate of Depreciation	Opening Balance as on 01.04.2017	Additions		Deletions	Total as on 31.03.2018	Depreciation For the year	Closing Balance as on 31.03.2018
			up to 30.09.2017	after 30.09.2017				
BLOCK - I								
Land		2,34,17,164	-	-	-	2,34,17,164	-	2,34,17,164
BLOCK - II	10%							
Bore Wells		2,95,914	-	-	-	2,95,914	29,591	2,66,323
Buildings		6,25,04,411	3,80,36,582	5,71,792	-	10,11,12,785	1,00,82,689	9,10,30,096
Furniture & Fixtures		1,71,98,705	6,14,906	4,86,578	-	1,83,00,189	18,05,690	1,64,94,499
Girls Hostel Building		9,29,610	-	-	-	9,29,610	92,961	8,36,649
Workshop & Lab Shed		6,69,254	-	-	-	6,69,254	66,925	6,02,328
BLOCK - III	15%							
A.C Machines		17,84,760	3,68,000	-	-	21,52,760	3,22,914	18,29,846
Electrical Installation		91,35,184	3,31,685	3,37,548	-	98,04,417	14,45,346	83,59,071
Generator		30,13,591	-	-	-	30,13,591	4,52,039	25,61,552
H.T.Line Installation		38,327	-	-	-	38,327	5,749	32,578
Kitchen Equipment		28,89,745	3,14,560	14,632	-	32,18,937	4,81,743	27,37,194
Lab Equipments		2,07,85,637	9,41,200	14,32,632	-	2,31,59,469	33,66,473	1,97,92,996
Library Books		36,55,388	7,24,300	2,31,071	-	46,10,759	6,74,284	39,36,476
Minaral Water Plant		1,14,756	-	-	-	1,14,756	17,213	97,543
Motors & Pumpsets		60,693	-	-	-	60,693	9,104	51,589
Office Equipments		64,27,921	51,14,485	6,97,430	-	1,22,39,836	17,83,668	1,04,56,167
Plant & Machinery		21,25,000	-	-	-	21,25,000	3,18,750	18,06,250
Sports Equipments		6,82,711	-	-	-	6,82,711	1,02,407	5,80,304
Vehicles		4,12,51,831	1,47,500	-	-	4,13,99,331	62,09,900	3,51,89,431
BLOCK - IV	40%							
Computers		40,84,876	46,74,500	19,74,805	-	1,07,34,181	38,98,711	68,35,470
BLOCK - V	25%							
Software		-	-	-	-	-	-	-
Total:		20,10,65,478	5,12,67,718	57,46,488	-	25,80,79,684	3,11,66,158	22,69,13,526

Place : Visakapatnam
Date : 31.10.2018

For ANIL NEERUKONDA INSTITUTE OF TECHNOLOGY & SCIENCES

Neerukonda B R Prasad
(Dr.NEERUKONDA B R PRASAD)
CHAIRMAN



**ANNEXURE-VII
ADVANCES AND DEPOSITS**

	Amount in Rs.
Advances and deposits	1,16,45,827
A.Rajendra Prasad	4,85,298
Advance for Land	50,000
Advance against Expenses	13,32,682
Advance For Staff	1,83,160
Tuition Fees Receivables	3,36,97,800
DLB Auto Sweepout Deposit	2,000
Electricity Deposits	11,43,655
BMD Deposit	50,000
FDR	29,12,430
Gas Deposit	43,230
Prepaid Expenses	8,24,001
TDS	72,89,557
Telephone Deposit	7,500
Total	<u>5,96,67,140</u>

**ANNEXURE - VIII
CASH AT BANKS**

	Amount in Rs.
The Karur Vysya Bank Limited	1,45,541
Andhra Bank	4,804
Axis - 3815	74,83,877
Axis - 6958	4,71,119
Axis - 1573	66,565
SBI - 32749690018	23,486
SBI - 11365962257	2,92,571
SBI - 3656221713	40,589
SBI - 20253147861	18,713
SBI - 11365963959	58,323
SBI - 11365962643	1,14,611
SBI - 11365962188	1,901
SBI - 32130921628	1,74,741
SBI - 11365962202	56,220
SBI - 11365962213	5,197
SBI - 11365962246	4,54,982
SBI - 11365962224	1,10,171
Indusind Bank Ltd	14,603
SBI - 78(11365962235)	39,535
SBI - 32536310563	17,24,728
DLB-017305300001886	5,064
	<u>1,13,07,340</u>

Nurankandeeprasad



Annexure IX**College Maintenance**

College Day Expenses	11,15,984
College Maintenance	5,87,930
Electrical Items	2,01,265
Examination expenses	36,53,408
Freshers Day Expenses	9,61,500
Garden Maintenance	6,26,570
Generator Maintenance	5,04,487
Mementos	15,500
Misc. Civil Works	4,02,983
Scholarship & Awards	3,00,600
Sports Maintenance	1,27,583
Training & Placement Cell Expenses	6,85,627
Website Renewal Charges	29,867
Computer Maintenance	74,769

92,88,073

Annexure X**Bus Maintenance**

Bus Insurance	14,05,174
Bus Road Tax	2,06,190
Transport Charges	29,461
Vehicle Maintenance	1,18,78,206

1,35,19,031

Annexure XI**Lab & Other Maintenance**

Dept. Workshop expenses	15,39,046
Health Insurance	5,01,701
Hospitality	3,18,631
House Keeping charges	36,12,470
Lab Maintenance	18,94,988

78,66,836

Annexure XII**Hostel Maintenance**

Girls Hostel Maintenance	34,242
Guest House Maintenance	47,700
Mess Expenses	2,88,12,966

2,88,94,908

Narendra Prasad



Annexure XIII	
Financial Charges	
Interest on Others	72,48,612
Interest on TDS	92,293
Bank Charges	3,24,290
	<u>76,65,195</u>

Annexure XIV	
Salaries & allowances	
ESI	6,57,865
Faculty Development Exp	5,349
Provident Fund	59,60,791
Salaries & Wages	18,62,52,128
Staff Welfare	1,44,346
	<u>19,30,20,479</u>

ANNEXURE - XV	
Office Maintenance	
Office Expenses	74,399
Journals & Subscriptions	4,56,728
News Papers & Periodicals	21,710
Postage & Stamps	68,031
Printing & Stationery	17,78,154
Telephone Charges	1,10,045
Insurance Charges	78,874
	<u>25,87,941</u>

Annexure XVI	
Building Maintenance	
Repairs & Maintenance	28,93,062
Property Tax	55,05,520
	<u>83,98,582</u>

Annexure XVII	
Consultancy Charges	
Consultancy Charges	2,95,650
	<u>2,95,650</u>

Annexure XVIII	
Misc. Expenses	
Misc. Expenses	67,100
	<u>67,100</u>

Annexure XIX	
A.U & Other Fee	
A.U & Other Fee	1,00,30,170
	<u>1,00,30,170</u>

Number as per Presed



Others	
Advertisement Expenses	8,13,260
Statutory Audit fee	4,000
Internal Audit Fee	5,31,000
Electricity Charges	59,58,066
Expert Sitting Fees	1,29,500
Internet Charges	12,03,190
Rent,Rates & Taxes	1,25,56,188
Security Charges	15,50,916
Travelling & Conveyance	34,39,425
Techfest Expenses	18,90,450

ANNEXURE - XX

Tuition Fee & Academic Fee

Tuition Fee	29,46,31,731
Academic Fee	2,61,44,506
	<u>32,07,76,237</u>

ANNEXURE - XXI

Hostel & accommodation Fee

Hostel Accommodation Fees	2,34,73,426
Girls Hostel Fee	1,06,52,944
Mess Fee	47,03,100
	<u>3,88,29,470</u>

ANNEXURE - XXII

Hospital Income

General Fee	19,95,996
	<u>19,95,996</u>

ANNEXURE - XXIII

Exams, Library & Stipend Fee

AU Affiliation & Examination Fee	2,90,61,923
Grants	27,98,191
	<u>3,18,60,114</u>

ANNEXURE - XXIV

Other Income

Transport Fee	2,78,01,225
Other Income (from College)	83,94,767
Interest on FDR's	9,68,309
Bank Interest	19,27,002
Other Income	2,58,190

3,93,49,493

Nuru Indira Prasad

