



ANIL NEERUKONDA INSTITUTE OF TECHNOLOGY & SCIENCES (Autonomous)

(Affiliated to AU, Approved by AICTE & Accredited by NBA & NAAC)

Sangivalasa - 531 162, Bheemunipatnam (Mandal), Visakhapatnam (District)

Phones : 08933 - 225083, 225084, 9154220250.

Website : www.anits.edu.in

e-mail : principal@anits.edu.in

EXPENDITURE ON INFRASTRUCTURE AUGMENTATION FOR THE ACADEMIC YEAR 2020-21

S.No.	Item Description	Amount in lakhs
1.	Buildings	21.23
2.	Furniture & Fixtures	9.80
3.	Lab Equipments	7.91
4.	Office Equipments	0.48
5.	Electrical Installation	17.60
6.	A.C. Machines	3.54
7.	Computers	6.87
8.	Network devices	12.87
9.	Kitchen Equipment	24.55
10.	Plant & Machinery	1.76
Total		106.61

PRINCIPAL


Principal

Anil Neerukonda Institute of
Technology & Sciences
Sangivalasa- 531 162
Visakhapatnam Dist

BALANCE SHEET AS AT 31-03-2021					
Liabilities	Annex. No	Amount	Assets	Annex. No	Amount Rs.
CAPITAL & RESERVES:			NON CURRENT ASSETS:		
Capital Fund		1,54,52,000	Fixed Assets	V	22,24,49,368
Reserve Fund	I	85,18,01,711	Capital Work In Progress		4,64,82,381
Building Fund		2,72,00,000			
Furniture & Equipment Fund		1,19,50,000			
LOANS & ADVANCES			CURRENT ASSETS:		
Secured Loans			Advances & Deposits	VI	1,33,79,161
Term loans from banks	II	65,29,866	Sundry Debtors	VII	16,64,16,135
Unsecured Loans			Cash & Bank Balances	VIII	1,31,81,068
Unsecured Loans		40,71,562	Inter Branch Balances		55,88,54,439
CURRENT LAIBILITIES:					
Sundry Creditors	III	82,68,619			
Current Laibilities & Provlions	IV	9,54,88,794			
		1,02,07,62,552			1,02,07,62,552

As per our Report of even date:
For VENKATSRINIVAS & CO.,
CHARTERED ACCOUNTANTS

For ANIL NEERUKONDA INSTITUTE OF TECHNOLOGY & SCIENCES


(CA. I. VENU BABU)
PARTNER
M.No. 232581



Place: Visakhapatnam
Date: 15.02.2022


D J BHARAT REDDY
GENERAL SECRETARY

INCOME & EXPENDITURE ACCOUNT FOR THE YEAR ENDED 31-03-2021

Expenditure	Amount Rs.	Income	Amount Rs.
To Salaries & allowances	18,64,32,410	By Tuition Fee & Academic Fee	29,43,42,950
To Utilities	1,44,16,411	By Other Income	10,36,581
To Scholarships	4,15,89,010		
To Repairs & Maintenance	51,02,739		
To Taxes	65,80,566		
To University,Regulators Affiliation fee	1,11,85,347		
To Transportation	12,33,266		
To Expenditure on Admissions	93,72,025		
To Printing & Stationery	28,064		
To Rent	21,000		
To Insurance Charges	14,80,171		
To Professional Charges	8,10,200		
To Expenditure on Library	22,08,727		
To Expenditure on Student Activities	27,31,798		
To Expenditure on Welfare	17,145		
To Expenditure on Staff Development Activities	12,95,870		
To Training & Placements	12,21,605		
To Functions & Festivals	3,73,391		
To Expenditure on Academic Activities	2,04,860		
To Financial Cost	9,18,083		
To Depreciation	3,05,29,920		
To Excess of Income over Expenditure	(2,23,73,076)		
Transfer to Reserve Fund A/c			
	29,53,79,531		29,53,79,531

As per our Report of even date:
For VENKATSRINIVAS & CO.,
CHARTERED ACCOUNTANTS

For ANILNEER UKONDA NSTITUTE OF TECHNOLOGY & SCIENCES


(CA. I. VENU BABU)
PARTNER
M.No. 232581
Place: Visakhapatnam
Date: 15.02.2022




D J BHARAT REDDY
GENERAL SECRETARY

ANNEXURE - I		Amount (Rs.)
Opening Balance		87,41,74,786
Add : Excess Income	Over Expenditure	(2,23,73,076)
	Total	85,18,01,711

ANNEXURE - II		Amount (Rs.)
SECURED LOANS:		
Vehicle Loans		65,29,866
	Total	65,29,866

ANNEXURE - III		Amount (Rs.)
SUNDRY CREDITORS:		
Sundry Creditors		82,68,619
	Total	82,68,619

ANNEXURE - IV		Amount (Rs.)
CURRENT LIABILITIES & PROVISIONS		
Salaries Payable		2,06,54,520
Students Tuition Fees Refundable		5,10,27,603
Security Deposits		13,39,594
AU Examination fee Payable		1,71,39,537
Other Liabilities		3,607
Statutory dues Payable		46,20,112
Electricity Charges payable		7,03,821
	Total	9,54,88,794

ANNEXURE-VI		Amount (Rs.)
ADVANCES AND DEPOSITS		
Advances - Vendors		75,19,110
TDS Receivable		12,373
Prepaid Expenses		7,56,403
Electricity Deposit		17,26,000
Advance against Expenses		11,74,200
Advance For Staff		17,34,883
Other Advances		4,56,192
	Total	1,33,79,161

ANNEXURE - VII		Amount (Rs.)
Sundry Debtors		
Tuition Fees Receivables		16,01,31,850
Navimah Enterprises		62,84,285
	Total	16,64,16,135

ANNEXURE - VIII		Amount (Rs.)
Cash & Bank Balances		
Balance - Fixed Deposits (Margin Money)		27,73,529
Cash on Hand		87,86,328
Balance - Saving & Current Accounts		16,21,211
	Total	1,31,81,068

Annexure IX		Amount (Rs.)
Salaries & allowances		
Salaries & Wages		17,82,78,760
Provident Fund		74,20,469
ESI		7,33,182
	Total	18,64,32,410



ANNEXURE - X

Utilities	Amount (Rs.)
Electricity Charges	40,46,416
Security Charges	29,34,604
Hire Charges - Plant & Machinery	21,60,000
Travelling & Conveyance	14,74,872
Annual Maintenance Charges	9,05,154
Internet Maintenance	8,97,272
Examlantion Expenses	8,01,128
Website Expenses	5,07,633
Bank Charges	3,18,555
Hospitality	1,73,531
Telephone Charges	98,124
Transport Charges	48,011
Games & Sports	34,450
Refreshment & Entertainment	14,587
Postage	1,074
Donatons	1,000
Total	<u>1,44,16,411</u>

ANNEXURE - XI

Scholarships	Amount (Rs.)
Scholarship Refund	4,12,92,903
Student Merit scholarship	1,80,000
Awards & Rewards to students	1,16,107
Total	<u>4,15,89,010</u>

ANNEXURE - XII

Repairs & Maintenance	Amount (Rs.)
Building Repairs & Maintenance	36,08,426
Lab Maintenance	10,59,138
Computer Maintenance	1,94,948
Garden Maintenance	1,50,670
Vehicle Maintenance	87,297
Games & Sports Equipment Maintenance	2,260
Total	<u>51,02,739</u>

ANNEXURE - XIII

Taxes	Amount (Rs.)
Building & Open Land Tax	56,49,236
Interest on PF	3,60,596
Interest on Tds	2,59,611
Fire NOC Fee	1,44,432
Buses Road Tax	1,29,061
Other Taxes	21,410
Vehicle Tax	16,220
Total	<u>65,80,566</u>

ANNEXURE - XIV

University,Regulators Affiliation fee	Amount (Rs.)
University Fee - Affiliation Fee	1,04,56,630
Other Fee	3,38,959
NAAC Fee	2,50,750
University Fee - Others	1,34,400
AICTE Fee	4,608
Total	<u>1,11,85,347</u>



A.Y: 2021-22
F.Y: 2020-21

ANNEXURE - XV		Amount (Rs.)
Transportation		12,33,266
Fuel Charges		12,33,266
Total		12,33,266

ANNEXURE - XVI		Amount (Rs.)
Expenditure on Admissions		55,94,077
Advertisement for Admissions		29,24,821
Notification in Media		8,53,127
Notification In News Print		8,53,127
Total		93,72,025

ANNEXURE - XVII		Amount (Rs.)
Insurance Charges		13,61,599
Staff Medical Insurance		62,910
Other Insurance Charges		55,662
Building Insurance		55,662
Total		14,80,171

ANNEXURE - XVIII		Amount (Rs.)
Professional Charges		5,83,200
Internal Audit Fees		2,00,000
Legal Council Charges		19,500
PR Consultancy		7,500
ESI Consultancy		7,500
Total		8,10,200

ANNEXURE - XIX		Amount (Rs.)
Expenditure on Library		20,23,612
Library (Journals & Subscriptions)		1,53,578
Memberships		31,537
Journals National		31,537
Total		22,08,727

ANNEXURE - XX		Amount (Rs.)
Expenditure on Student Activities		10,61,667
Training & Placements		3,11,000
Seminars		3,50,000
Seed money for research activities		6,57,367
Gifts & Mementos to Guest		95,000
Cultural Events		84,298
Others (NSS Training)		72,600
Honorarium to Guests		43,735
Technical Events(Seminars, Workshops, Student Chapters)		37,531
Workshops		12,000
Main Project/Internship		6,600
Education Tours		6,600
Total		27,31,798

ANNEXURE - XXII		Amount (Rs.)
Expenditure on Welfare		14,970
Non Teaching Staff Welfare		2,175
Teaching Staff Welfare		2,175
Total		17,145



ANNEXURE - XXIII	A.Y: 2021-22
Expenditure on Staff Development Activities	F.Y: 2020-21
	Amount (Rs.)
Teaching Staff Skill Development Programme	7,68,000
R & D Encouragement	3,63,000
Sponsorship for Paper Presentaton, Workshop, Seminars, Orientation Programmes etc.,	1,56,870
Awards & Rewards to Non Teaching Staff	8,000
Total	12,95,870

Annexure XXIV	Amount (Rs.)
Functions & Festivals	
Other Festivals, Functions & Celebrations	3,51,160
College Day Expenses	22,231
Total	3,73,391

Annexure XXV	Amount (Rs.)
Expenditure on Academic Activities	
BOS Meeting Expenses	1,82,360
Experts Sitting Fees	22,500
Total	2,04,860

Annexure XXVI	Amount (Rs.)
Financial Cost	
Interest on Others	6,83,409
Interest on (Bus) Vehicle Loan A/c	1,87,080
Interest on (Bolero) Vehicle Loan A/c	47,594
Total	9,18,083

ANNEXURE - XXVII	Amount (Rs.)
Tuition Fee & Academic Fee	
Tuition Fee	29,43,42,950
	29,43,42,950

ANNEXURE - XXVIII	Amount (Rs.)
Other Income	
Interest on FDR's & TDR's	2,16,114
Alumni contribution to college	5,05,000
Other Income	3,15,467
	10,36,581

For ANIL NEERUKONDA INSTITUTE OF TECHNOLOGY & SCIENCES

**D J BHARAT REDDY
GENERAL SECRETARY**



ANIL NEERUKONDA INSTITUTE OF TECHNOLOGY & SCIENCES
SANGIVALASA


ANNEXURE - V

FIXED ASSETS AS ON 31.03.2021


Description	Rate of Depreciation	Opening Balance as on 01.04.2020	Additions		Deletions	Total as on 31.03.2021	Depreciation For the year	Closing Balance as on 31.03.2021
			up to 30.06.2020	after 30.06.2020				
BLOCK - I								
Land		2,34,17,164				2,34,17,164		2,34,17,164
BLOCK - II	10%							
Bore Wells		2,85,382				2,85,382	28,538.23	2,56,844
Buildings		10,02,77,245	17,20,028	4,03,216		10,24,00,489	1,02,19,888	9,21,80,601
Furniture & Fixtures		1,52,31,485		9,80,353		1,62,11,838	15,72,186	1,46,39,652
Girls Hostel Building		6,77,686				6,77,686	67,769	6,09,917
Workshop & Lab Shed		4,87,886				4,87,886	48,789	4,39,097
BLOCK - III	15%							
A.C. Machines		13,22,084	3,54,600			16,76,684	2,51,499.57	14,25,184
Electronic Distribution		80,63,983		17,60,477		98,24,460	13,41,633	84,82,826
Generator		18,50,721				18,50,721	2,77,608	15,73,113
H.T. Line Installation		23,537				23,537	3,531	20,007
Kitchen Equipment		30,32,068		24,58,383		54,90,451	6,38,945	48,51,506
Lab Equipments		1,88,34,639		7,91,912		1,96,26,551	28,87,544	1,67,39,007
Library Books		36,20,293		2,82,621		39,02,914	5,64,241	33,38,673
Mineral Water Plant		70,474				70,474	10,571	59,903
Motors & Pumps		37,273				37,273	5,591	31,682
Office Equipments		1,17,09,984		48,000		1,17,57,984	17,60,098	99,97,886
Parts & Machinery		1,35,90,866	1,76,400			1,37,67,266	20,65,090	1,17,02,176
Sports Equipments		5,79,745				5,79,745	86,982	4,92,763
Vehicles		2,89,10,141				2,89,10,141	43,36,521	2,45,73,620
BLOCK - IV	40%							
Computers		94,86,930	2,37,600	4,49,615		1,01,74,145	39,79,735	61,94,410
Cybercafe Network Device				12,87,000		12,87,000	2,57,400	10,29,600
BLOCK - V	25%							
Software		5,03,125				5,03,125	1,25,781.25	3,77,344
Total:		24,20,32,713	24,80,628	84,57,947	-	25,29,79,288	3,05,29,920	22,24,49,368

Place: Visakhapatnam
Date: 15.02.2022

For ANIL NEERUKONDA INSTITUTE OF TECHNOLOGY & SCIENCES


B. BHARAT REDDY
GENERAL SECRETARY




Principal
Anil Neerukonda Institute
Technology & Sciences
Sangivalasa-531 162
Visakhapatnam Dist